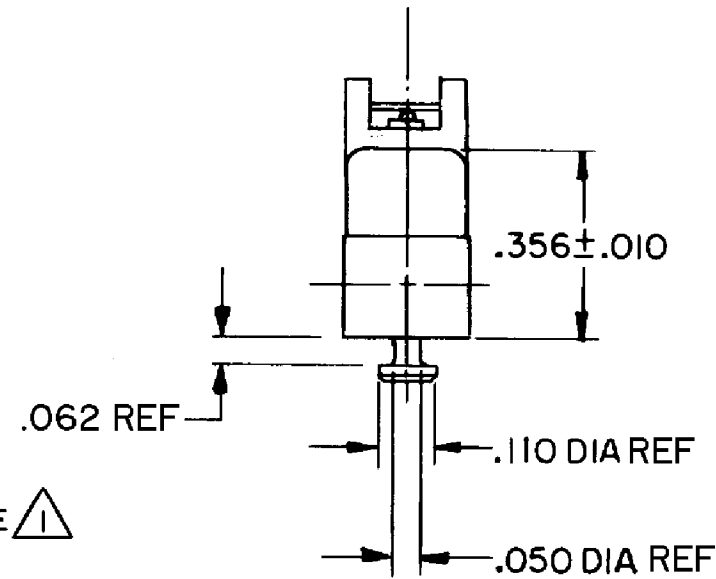
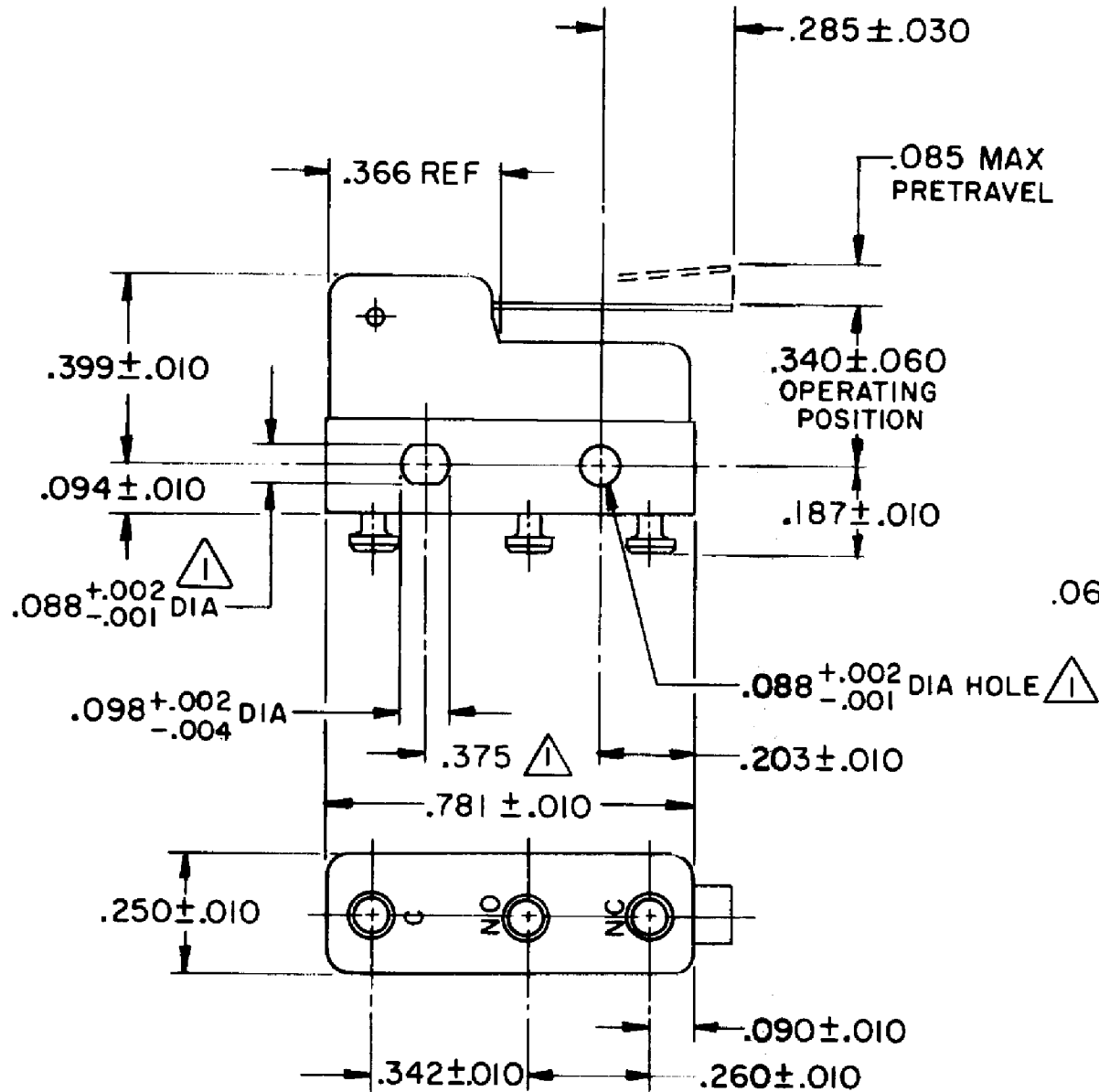



HONEYWELL PART NUMBER
311SM23-T
PRODUCT CODE TZA2200

REV	DOCUMENT	CHANGED BY	CHECK
5	0038114	KVS 03JUN08	ASD



NOTES

- 1 MOUNTING HOLES WILL ACCEPT PINS OR SCREWS OF .087 MAX DIA ON .375 ± .002 CENTERS
- 2 SWITCH WILL WITHSTAND TEMPERATURE OF 250°F
- 3 TERMINALS ARE PLATED FOR SOLDERING
- 4 MATING CONTACT SURFACES ARE 24K SOLID GOLD OVERLAY

RELEASE NO. SR - 12822

REPLACES -

CHARACTERISTICS	
OPERATING FORCE	40 GRAM MAX
RELEASE FORCE	7 GRAM MIN
DIFFERENTIAL TRAVEL	.019 MAX
OVERTRAVEL	.020 MIN

ELECTRICAL DATA		
CONTACT ARRANGEMENT SPDT		
30 VOLTS DC RATING		
	SEA LEVEL	50,000 FT
INDUCTIVE	1/2 AMP	1/2 AMP
RESISTIVE	1 AMP	1 AMP
MAXIMUM INRUSH 2 AMP		
APPROVALS	KEMA, CE	1A, 250V ~ T85 1E4
	UL, CSA	1A, 125 VAC ~

DESIGN UNITS: INCH
TOLERANCES UNLESS NOTED:
NO PLACE X ±
ONE PLACE .X ±
TWO PLACE .XX ±
THREE PLACE .XXX ±
FOUR PLACE .XXXX ±
ANGLES ±
THIRD ANGLE PROJECTION

DRAWN	VK	02 NOV 07
CHECK	RJ	02 NOV 07
THIS DRAWING COVERS A PROPRIETARY ITEM AND IS THE PROPERTY OF HONEYWELL. THIS DRAWING IS NOT TO BE COPIED OR USED WITHOUT THE PERMISSION OF HONEYWELL.		
INTERPRET PER ANSI Y14.5M-1982 OTHER HONEYWELL ENGINEERING STANDARDS MAY APPLY		
RASTER		

<b>Honeywell</b>			
TITLE <b>SWITCH - BASIC</b>			
SIZE	TYPE	DRAWING NAME	REV
<b>B</b>	<b>I</b>	<b>311SM23-T</b>	<b>5</b>
SCALE	-	WEIGHT .006 LB MAX	SHEET 1 OF 1